

Manganese CHEMets® Kit

K-6502/R-6502: 0 - 2 ppm

Safety Information

Read SDS (available at www.chemetrics.com) before performing this test procedure. Wear safety glasses and protective gloves.

Test Procedure

1. Fill the sample cup to the 15 mL mark with the sample to be tested (fig. 1).
2. Add 3 drops of A-6502 Activator Solution (fig. 2). Stir to mix the contents of the cup.
3. Place the CHEMet ampoule, tip first, into the sample cup. Snap the tip. The ampoule will fill leaving a bubble for mixing (fig. 3).
4. To mix the ampoule, invert it several times, allowing the bubble to travel from end to end.
5. Dry the ampoule and wait **1 minute** for color development.
6. Obtain a test result by placing the ampoule, flat end first, into the comparator. Hold the comparator up toward a source of light and view from the bottom. Rotate the comparator until the best color match is found (fig. 4).

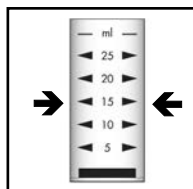


Figure 1

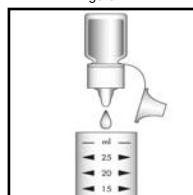


Figure 2

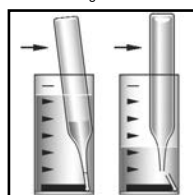


Figure 3



Figure 4

Test Method

The Manganese CHEMets®¹ test method employs the periodate oxidation chemistry.² Soluble manganous compounds are oxidized by periodate in a slightly acidic solution to form permanganate ion. The resulting pink color is proportional to the manganese (Mn) concentration.

Permanganate (MnO_4^-) develops approximately 25% more color with this reagent than other forms of manganese, causing a high bias. If the sample is known to contain manganese in the form of permanganate only, multiplying test results by 0.8 will improve the accuracy of the results.

1. CHEMets is a registered trademark of CHEMetrics, Inc. U.S. Patent No. 3,634,038
2. APHA Standard Methods, 14th ed., Method 314C (1975).

Visit www.chemetrics.com to view product demonstration videos.
Always follow the test procedure above to perform a test.



www.chemetrics.com
4295 Catlett Road, Midland, VA 22728 U.S.A.
Phone: (800) 356-3072; Fax: (540) 788-4856
E-Mail: orders@chemetrics.com

Feb. 18, Rev. 11