

Peroxide Vacu-vials® Kit

K-5513: 0 - 3.00 ppm (Prog. # 93)

Instrument Set-up

For CHEMetrics photometers, follow the **Setup and Measurement Procedures** in the operator's manual.

For spectrophotometers, follow the manufacturer's instructions to set the wavelength to 515 nm and to zero the instrument using the ZERO ampoule supplied.

Test Procedure

1. Fill the sample cup to the 25 mL mark with the sample to be tested (fig. 1).
2. Add 5 drops of A-5501 Activator Solution and 2 drops of A-5500 Activator Solution (fig. 2). Stir to mix the contents of the cup. Wait **6 minutes**.
3. Place the Vacu-vial ampoule, tip first, into the sample cup. Snap the tip. The ampoule will fill leaving a bubble for mixing (fig. 3).
4. To mix the ampoule, invert it several times, allowing the bubble to travel from end to end. Tap the bottom of the ampoule on a hard surface to cause any tiny bubbles that have collected on the ampoule wall to rise to the top of the liquid in the ampoule.
5. Dry the ampoule and wait **1 minute** for color development.
6. Insert the Vacu-vial ampoule into the photometer, flat end first, and obtain a reading in ppm (mg/Liter) hydrogen peroxide (H₂O₂).

NOTE: If using a spectrophotometer that is not pre-calibrated for CHEMetrics products, then use the **equation below** or the **Concentration Calculator** found under the Support tab at www.chemetrics.com.

$$\text{ppm} = 0.57 (\text{abs})^2 + 1.45 (\text{abs})$$

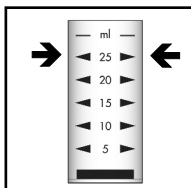


Figure 1

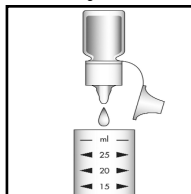


Figure 2

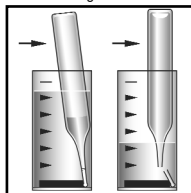


Figure 3

Test Method

The Peroxide Vacu-vials®¹ test kit employs the DPD chemistry.^{2,3,4} The sample is treated with an excess of potassium iodide. In the presence of a molybdate catalyst, hydrogen peroxide oxidizes the iodide to iodine. The iodine then oxidizes DPD, (N,N-diethyl-p-phenylenediamine) to form a pink colored species in direct proportion to the hydrogen peroxide concentration.

Various oxidizing agents such as halogens, ozone and peracetic acid will produce high test results.

1. Vacu-vials is a registered trademark of CHEMetrics, Inc. U.S. Patent No. 3,634,038
2. APHA Standard Methods, 22nd ed., Method 4500-Cl G - 2000
3. EPA Methods for Chemical Analysis of Water and Wastes, method 330.5 (1983)
4. D. F. Boltz and J. A. Howell, eds., Colorimetric Determination of Nonmetals, 2nd ed., Vol. 8, p. 303 (1978)

Safety Information

Read SDS (available at www.chemetrics.com) before performing this test procedure. Wear safety glasses and protective gloves.

Visit www.chemetrics.com to view product demonstration videos.
Always follow the test procedure above to perform a test.



Simplicity in Water Analysis

www.chemetrics.com
4295 Catlett Road, Midland, VA 22728 U.S.A.
Phone: (800) 356-3072; Fax: (540) 788-4856
E-Mail: orders@chemetrics.com

Mar. 18, Rev. 7